

# James Rizzi




**1950-2011**


**James Rizzi was born and grew up in Brooklyn, NY. He was a Pop Artist, Painter, Sculptor, Graphics artist and Designer. He usually created brightly colored and vivid images. He is quoted as saying that he did not like to draw from life, but liked to draw from his memory and imagination.**

# Pop Art

***“As a pop artist, he liked to use strong bold lines, bright and vivid colors, and to let his imagination loose, not thinking too much into the form and outlines, which made him stand out” among other Pop Artists (Cuddy, 2014)***







## What is Pop Art?

***“Rizzi works generally fall into the genre “Pop Art”. Pop Art is an art movement which emerged in the 1950s. It uses images of mass media, advertising, comics and consumer products, often using bright and vibrant images.”***  
(Sandle, 12/29/20100)



Among Rizzi's Favorite Artists were:

## Keith Haring & Andy Warhol

***Andy Warhol Self-Portrait & Campbell's Soup Cans (Left.) Keith Haring (right).***



# Rizzi's Theme

***"The theme (James Rizzi) was working under was simply happiness, the joy of living, .....reminding everyone that happiness mustn't be taken for granted and that love for life is all around us." (Cuddy, 2014)***



RIZZI "SUNSHINE" April 1950



"MOO COW AND BIRDS" J. RIZZI 2000





CITY



**Rizzi's favorite place in the whole world was New York City.**





"THE BIG APPLE IS BIG ON LIBERTY" RIZZI 24/15, 1999




RIZZI "HELLO YELLOW RIDE BACK HOME"

## James Rizzi's Cities 2





# Rizzi's Cities 3



RIZZI "YELLOW CAB" 9/3/2011  
350



# James Rizzi's Cities 4



MY CITY DOESN'T SLEEP BUT IT WILL WEEP, SMILE, LAUGH AND CRY, AND SAY GOODBYE TO A CHANGING SKY



James RIZZI



# Rizzi's Cities 5





# Draw a James Rizzi City

- 1. Create a cityscape based on the work of James Rizzi.**
- 2. Follow the directions in the next six pages.**
- 3. Use white paper if you have any at home. Otherwise any paper will do.**
- 4. Draw in Pencil.**
- 5. If you have one at home, Outline in Permanent Marker.**
- 6. Color.**

***This lesson includes handouts from Cassie Stephens' Blog.***

**You may also follow along with this lesson through my YouTube Video Posted on My Website.**






# Draw a James Rizzi City 1



**Draw Rectangles on white paper.  
Fill the paper from left to right.**



# Draw a James Rizzi City 2



**Draw a second row of rectangles behind the first to make a Middle Ground.**



# Draw a James Rizzi City 3



***Add roof shapes: Rectangles, squares, triangles, circles.***



# Draw a James Rizzi City 4



- **Add Funny Faces: See next page for more examples of faces.**





# More Face Ideas

**Add Funny Faces  
to Your Buildings**



# Draw a James Rizzi City 5



**Draw Windows, Door and details.**



# Draw a James Rizzi City 6



***I hope you enjoy this as much as I do. I miss your smiling faces.***

***Please send me a photo of your work.***

***Love, Mrs. Boyd***

**Color with Marker, Colored Pencil, Crayon Or Paint.**



# Links

Follow the included links for enrichment.

1. **James Rizzi Collection of His works** (For children)

[https://www.schooltube.com/media/James+Rizzi+collection+of+his+works/1\\_na8fk2i3](https://www.schooltube.com/media/James+Rizzi+collection+of+his+works/1_na8fk2i3)



2. **James Rizzi Video** to Music by Mrsdisalle

[https://www.youtube.com/watch?v=NGyulSZOnP0&feature=emb\\_logo](https://www.youtube.com/watch?v=NGyulSZOnP0&feature=emb_logo)



3. **Aliens in New York**

<https://www.youtube.com/watch?v=itwFijlk7H4>



**Aliens in New York, Stop Motion Video.** Children narrate in German, but the images are easy to understand without knowing the language.



# References



**Cuddy, Dylan. “James Rizzi.” *Widewalls*, 2014**

**Sandle, Tim. “Pop Artist James Rizzi.” *Digital Journal*, December 29, 2011**

**Stephens, Cassie. “In the Art Room: Rizzi Meets Van Gogh Cities (Sub Plans!).” *Cassie Stephens*, 18 Mar. 2018,**

